







PLANT MATERIAL SCHEDULE

Plant Type	Key	Size	Botanical Name	Common Name	Remarks
Deciduous Shrubs and Grasses 	AA AM PAH	24" B/B 24" B/B 24" B/B	Aronia arbutifolia Aronia melanocarpa Pennisetum s. 'hameln'	Red Chokeberry Black Chokeberry Dwarf Fountain Grass	All Plant Selections Shall Be Of Locally Grown Plant Material. All Plant Material Shall Be Of Comparable Size and Shape. All Plant Material Shall Have Uniform Branching Providing For Consistent Shape And Free Of Bare Spots.
Evergreen Shrubs 	BS IM IG TMD	24" B/B 24" B/B 24" B/B 24" B/B	Buxus s. Ilex Opaca Ilex Glabra Taxus media Densiformis	Boxwood Holly Spreading Yew Spreading Yew	
Deciduous Trees 	CO GT LT QAC QB QI QR TD	2.5' Cal. B/B 2.5' Cal. B/B 2.5' Cal. B/B 2.5' Cal. B/B 2.5' Cal. B/B 2.5' Cal. B/B 2.5' Cal. B/B 2.5' Cal. B/B	Carya Ovata Gleditsia t. 'Inermis' Liriodendron t. Quercus acutissima Quercus bicolor Quercus imbricaria Quercus rubra Taxodium distichum	Shagbark Hickory Honeylocust Tulip Sawtooth Oak White Oak Shingle Oak Red Oak Cypress	
Evergreen Trees 	AC PA PG PO PP	6' Min. B/B 6' Min. B/B 6' Min. B/B 6' Min. B/B 6' Min. B/B	Abies Concolor Picea Abies Picea 'glauca' Picea Abies Picea pungens 'glauca'	White Fir Norway Spruce White Spruce Serbian Spruce Colorado Blue Spruce	Evergreen Trees Must be 6' Tall Min. at Time of Planting
Ornamental Trees 	AAR AG BN CC CK CP MZ NS PSA	1.5' Cal. B/B 1.5' Cal. B/B 1.5' Cal. B/B 1.5' Cal. B/B 1.5' Cal. B/B 1.5' Cal. B/B 1.5' Cal. B/B 1.5' Cal. B/B 1.5' Cal. B/B	Amelanchier Arborea Acer griseum Betula Nigra Cercis canadensis Cornus Kousa Crataegus crusgalli Malus zumi Nyssa sylvatica Prunus s.	Shadblow Serviceberry Paperbark Maple River Birch Eastern Redbud Kousa Dogwood Thornless Hawthorn Zumi Crabapple Black Gum Sargent Cherry	
Ground Covers 	EFC	Plants Shall Be Spaced Space Plants 6" O.C. To Fill Total Plant Bed Space	Euoymus l. 'colorata'	Purpleleaf Wintercreeper	